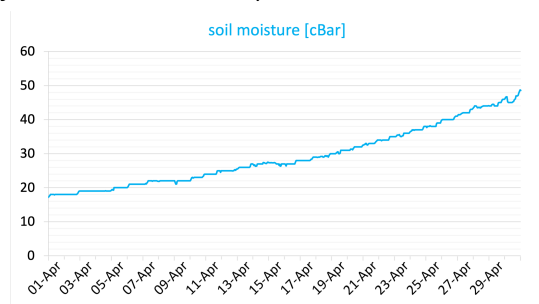
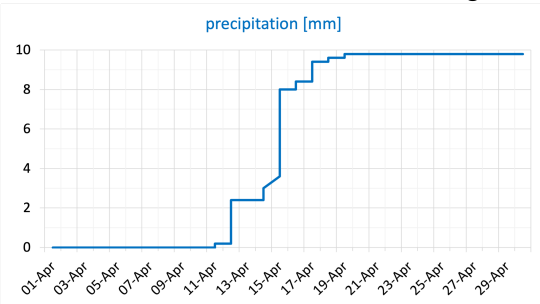


## OffWeather review of April 2026

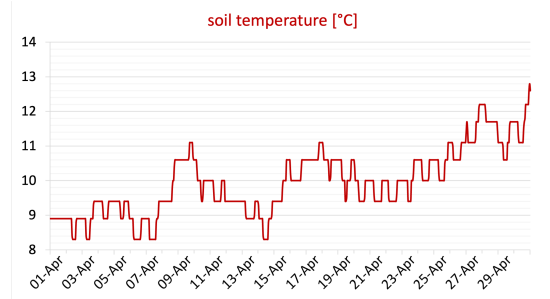
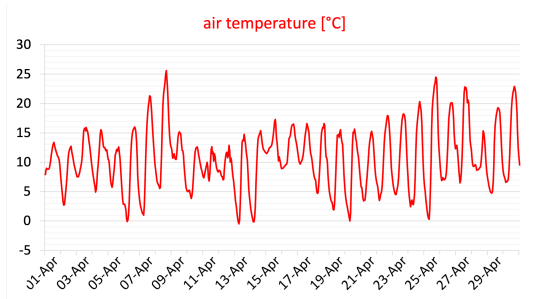
### Precipitation & Soil moisture:

As well as charts being very useful at conveying trends in weather, without careful inspection they can also be very misleading. Looking at the vertical scale on the precipitation chart below, this shows that we had a rapid rise in rainfall between the 11th and 19th, although in reality this was just 9.8 mm – the total rainfall for the month and just 25 percent of Offchurch's average for April. Also, care is needed when checking soil moisture levels, which despite showing a positive rise in soil pressure levels to 48 cBar this actually means the soil at a depth of 30 cm (1 foot) is becoming dry and requires irrigation. For further details on soil moisture readings see the *OffWeather* review for September 2025.



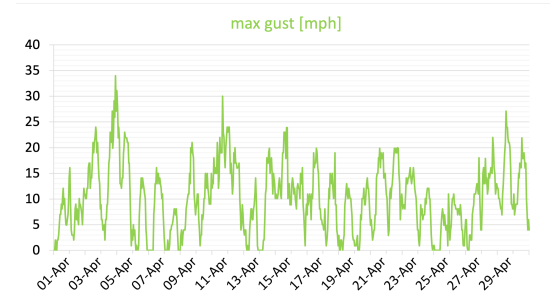
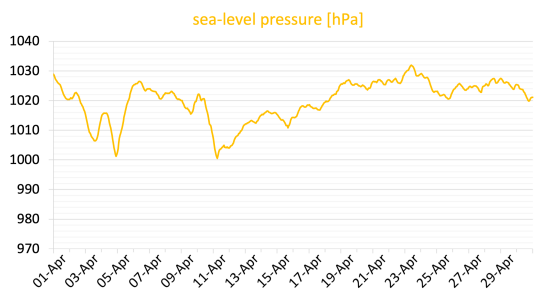
### Air & Soil temperature:

The average temperature was 10.8°C, which is 1.5°C above the area's average but 0.5°C below last April. There were 4 air frosts and 11 ground frosts. The highest temp of 25.8°C on the 8th, high for April. The average soil temperature was 10°C.



### Atmospheric pressure & Windspeeds:

Atmospheric pressure averaged 1020 hPa. The maximum pressure was 1030 hPa with a minimum of 1004 hPa. Pressure remained above 1000 hPa throughout the month. Storm 'Dave' brought high winds on 4-5th with a maximum gust of 34 mph.



### Sunshine hours & UV Index:

Very sunny at times with 226 sunshine hours, which is 40% above average but still 19 fewer hours than last year! There was only one day with no sunshine. The UV Index and solar radiation are rising at this time of year as the sun gets higher in the sky.

